

Important Disclosures

The performance data given represents past performance and should not be considered indicative of future results. Current Performance may be lower or higher than return data quoted herein. For more current information including month-end performance please call 1-877-747-6277 or visit

www.massmutual.com. Principal value and investment return will fluctuate, so that an investor's shares when redeemed may be worth more or less than the original investment. Fund portfolio statistics change over time. The fund is not FDIC-insured, may lose value and is not guaranteed by a bank or other financial institution.

Pre-inception Returns

The analysis in this report may be based, in part, on adjusted historical returns for periods prior to the fund's actual inception. These calculated returns reflect the historical performance of the oldest share class of the fund, adjusted to reflect the fees and expenses of this share class. These fees and expenses are referenced in the report's Performance section.

While the inclusion of pre-inception data provides valuable insight into the probable long-term behavior of newer share classes of a fund, investors should be aware that an adjusted historical return can only provide an approximation of that behavior. For example, the fee structures between a retail share class will vary from that of an institutional share class, as retail shares tend to have higher operating expenses and sales charges. These adjusted historical returns are not actual returns. Calculation methodologies utilized by Morningstar may differ from those applied by other entities, including the fund itself.

Performance

Fund Return reflects performance without adjusting for sales charges or the effects of taxation, but is adjusted to reflect all actual ongoing fund expenses and assumes reinvestment of dividends and capital gains. If adjusted, sales charges would reduce the performance quoted. In addition, due to market volatility, the fund's return may vary greatly over short periods of time.

Standardized Total Return is total return adjusted for maximum front-end or deferred sales charges. The sales charge utilized in the Standardized Return calculation was obtained from the fund's most recent prospectus and/or shareholder report available to Morningstar.

The fund's performance is compared with that of an index. The index is an unmanaged portfolio of specified securities and does not reflect any initial or ongoing expenses nor can it be invested in directly. A fund's portfolio may differ significantly from the securities in the index.

Morningstar chooses the index, which may not be the same as the comparative index noted in the prospectus.

Morningstar Rating™

For each fund with at least a three-year history, Morningstar calculates a Morningstar Rating™ based on a Morningstar Risk-Adjusted Return measure that accounts for variation in a fund's monthly performance (including the effects of sales charges, loads, and redemption fees), placing more emphasis on downward variations and rewarding consistent performance. The top 10% of funds in each category receive 5 stars, the next 22.5% receive 4 stars, the next 35% receive 3 stars, the next 22.5% receive 2 stars and the bottom 10% receive 1 star. (Each share class is counted as a fraction of one fund within this scale and rated separately, which may cause slight variations in the distribution percentages.) The Overall Morningstar Rating for a fund is derived from a weighted average of the performance figures associated with its three-, five- and ten-year (if applicable) Morningstar Rating metrics.

Morningstar Style Box™

The Morningstar Style Box reveals a fund's investment strategy. For equity funds and fixed-income funds respectively, the vertical axis shows the market capitalization of the stocks owned or the average credit quality of the bonds owned. The horizontal axis shows investment style (value, blend, or growth) or interest rate sensitivity as measured by a bond's duration (short, intermediate or long). Duration is a measure of interest-rate sensitivity—the longer a fund's duration, the more sensitive the fund is to shifts in interest rates.

Morningstar Return

This statistic is a measurement of a fund's excess return over a risk-free rate (the return of the 90-day Treasury bill), after adjusting for all applicable loads and sales charges. In each Morningstar Category, the top 10% of funds earn a High Morningstar Return, the next 22.5% Above Average, the middle 35% Average, the next 22.5% Below Average, and the bottom 10% Low. Morningstar Return is measured for up to three time periods (three-, five-, and 10-years). These separate measures are then weighted and averaged to produce an overall measure for the fund. Funds with less than three years of performance history are not rated.

Morningstar Risk

This statistic evaluates the variations in a fund's monthly returns, with an emphasis on downside variations. In each Morningstar Category, the 10% of funds with the lowest measured risk are described as Low Risk, the next 22.5% Below Average, the middle 35% Average, the next 22.5% Above Average, and the top 10% High. Morningstar Risk is measured for up to three time periods (three-, five-, and 10-years). These separate measures are then weighted and averaged to produce an overall measure for the fund. Funds with less than three years of performance history are not rated.

Investment Risk

Foreign Securities Funds/Emerging Market Funds: The investor should note that funds that invest in foreign securities involve special additional risks. These risks include, but are not limited to, currency risk, political risk, and risk associated with varying accounting standards. Investing in emerging markets may accentuate these risks.

Sector Funds: Sector funds may experience greater short-term price volatility than more diversified funds, and are most suitable for use in the aggressive portion of an investment portfolio.

Non-Diversified Funds: The investor should note that funds that invest more of their assets in a single issuer involve additional risks, including share price fluctuations, because of the increased concentration of investments.

Small Cap Funds: Investments in companies with small market capitalization ("small caps") may be subject to special risks given their characteristic narrow markets, limited financial resources, and less liquid stocks, all which may cause price volatility.

Mid Cap Funds: The investor should note that funds that invest in companies with market capitalizations below \$10 billion involve additional risks. The securities of these companies may be more volatile and less liquid than the securities of larger companies.

High-Yield Bond Funds: This fund is a high yield bond fund subject to greater credit risks than high quality bond funds. As interest rates rise, bond prices fall. As such, this fund's share value may decline **substantially**, and it is possible to

lose a significant portion of your principal when interest rates rise.

Money Market: *The investor should note an investment in a money market fund is neither insured nor guaranteed by the Federal Deposit Insurance Corporation or any other government agency. Although the fund seeks to preserve the value of your investment at \$1.00 per share, it is possible to lose money by investing in the fund.*

Inflation-Protected: The fund may be appropriate for investors seeking to achieve as high a total rate of return as is considered consistent with prudent investment risk and the preservation of capital. The fund invests primarily in inflation-indexed bonds issued by the US and non-US governments, their agencies or government-sponsored enterprises, and corporations.

Risks of investing in the fund include credit risk, interest rate risk and foreign investment risk. Foreign investments involve risks such as currency fluctuations, market price swings, less public information and economic, social and political uncertainty. Neither the fund nor its yield is guaranteed by the US Govt. The fund prospectus includes additional detail on risk and reward.

Fund of Funds: It is important to note that an investment option with mutual funds in its portfolio may be subject to the expenses of those mutual funds in addition to those of the investment option itself.

Destination Retirement 2040 Fund: The investor should note that a significant percentage of the underlying investments in this strategy have a higher than average risk exposure, such as small, midcap and international stocks. Investors should consider their risk tolerance carefully before choosing such a strategy.

Securities offered through registered representatives of MML Investors Services, Inc. 1414 Main Street Springfield, MA 01144.

Select Destination Retirement 2020 Fund MRTAX

Class A

Benchmark

DJ Portfolio Target 2025 TR USD

Overall Morningstar Rating™

★

Out of 170 Target-Date 2015-2029 funds. An investment's overall Morningstar Rating, based on its risk-adjusted return, is a weighted average of its applicable 3-, 5-, and 10-year Ratings. See important disclosures for details.

Morningstar Return

Low

Morningstar Risk

Average

Investment Strategy

The investment seeks to achieve as high a total rate of return on an annual basis as is considered consistent with prudent investment risk and the preservation of capital.

The fund primarily invests in a combination of MassMutual equity, fixed income, and money market funds using an asset allocation strategy designed for investors expecting to retire around the year 2020.

Past name(s): MassMutual Destination Retirement 2020.

Category Description: Target-Date 2015-2029

Target-date portfolios provide diversified exposure to stocks, bonds, and cash for those investors who have a specific date in mind (in this case, the years 2015-2029) for retirement or another goal. These portfolios aim to provide investors with an optimal level of return and risk, based solely on the target date. These portfolios get more conservative as the goal date approaches by investing more in bonds and cash. Investment managers structure these portfolios differently; two funds with the same goal year may have different allocations to equities and therefore different levels of return and risk.

Volatility Analysis



In the past, this investment has shown a relatively moderate range of price fluctuations relative to other investments. This investment may experience larger or smaller price declines or price increases depending on market conditions. Some of this risk may be offset by owning other investments with different portfolio makeups or investment strategies.

Operations as of 04-01-08

Maximum Sales Charge	5.75%
Prospectus Gross Expense Ratio	1.24% of fund assets
Prospectus Net Expense Ratio	1.24% of fund assets
Fund Inception Date	12-31-03

Waiver Data	Type	Date	%
—	—	—	—

Portfolio Manager(s)

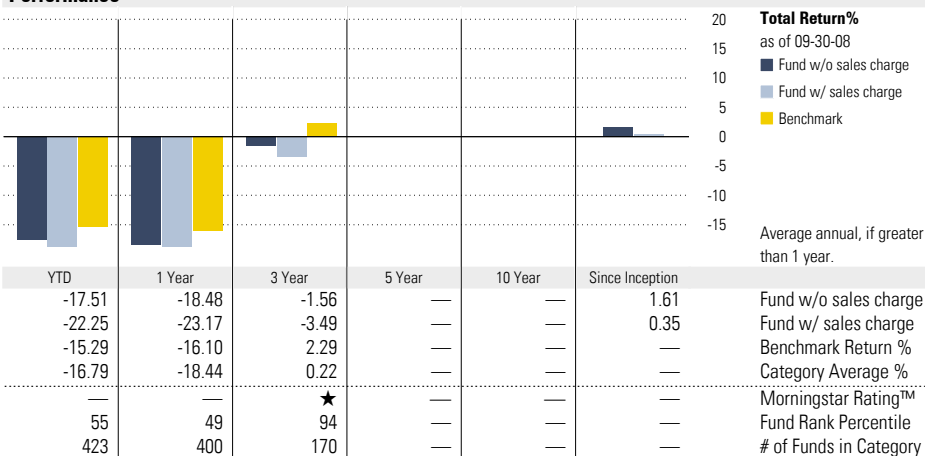
Bruce Picard Jr., CFA. Since 2006.
Frederick R. Schultiz. Since 2006.

Management Company Massachusetts Mutual Life Ins Co.

Notes

See disclosure page for more details.

Performance

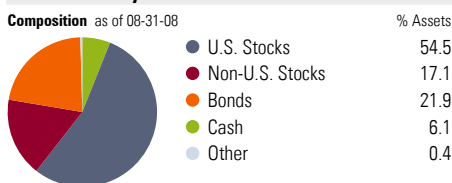


Performance Disclosure: The performance data quoted represents past performance and does not guarantee future results. The investment return and principal value of an investment will fluctuate thus an investor's shares, when redeemed, may be worth more or less than their original cost.

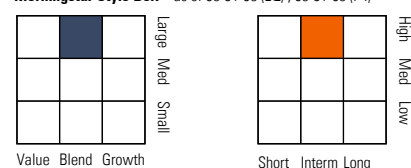
Current performance may be lower or higher than data quoted herein. For more current information including month-end performance please call 1-877-747-6277 or visit www.massmutual.com. Please refer to the performance section of the disclosure page for more information.

Investors should consider a fund's investment objective, risks, fees and expenses carefully before investing. This and other information about the fund is available in the fund's prospectus, available at www.massmutual.com or by calling a MassMutual Income Specialist at 1-877-747-6277. Read it carefully before investing.

Portfolio Analysis as of 08-31-08



Morningstar Style Box™ as of 08-31-08 (EQ) ; 08-31-08 (F-I)



Top 10 Holdings as of 08-31-08

Top 10 Holdings	% Assets
MassMutual Select Overseas S	8.21
MassMutual Premier Enhanced Index Grth S	7.64
MassMutual Premier Enhanced Index Val S	7.62
MassMutual Premier Core Bond S	6.91
MassMutual Premier Diversified Bond S	6.72
MassMutual Premier Inflation-Prot Bond S	6.52
MassMutual Premier Main St Sm Cap S	5.81
MassMutual Select Fundamental Value S	5.10
MassMutual Select Mid-Cap Value S	4.28
MassMutual Select Diversified Intl S	4.16

Total Number of Holdings	33
Annual Turnover Ratio %	49
Total Fund Assets (\$mil)	507.24

Morningstar Sectors as of 08-31-08

Morningstar Sectors	Fund%	S&P 500%
Information	19.93	19.27
Software	4.05	4.02
Hardware	9.95	9.48
Media	3.21	2.72
Telecommunication	2.72	3.05
Service	43.55	40.95
Healthcare Service	10.72	13.10
Consumer Service	7.72	7.45
Business Service	8.00	4.74
Financial Service	17.11	15.66
Manufacturing	36.52	39.79
Consumer Goods	10.29	10.65
Industrial Materials	13.73	12.22
Energy	10.28	13.43
Utilities	2.22	3.49

Morningstar Disclosure Some of the returns and Morningstar proprietary calculations, may be based on pre-inception returns and are hypothetical. Morningstar may use the performance of the underlying investment vehicle for the prior periods, making adjustments to those returns for any difference in fee structure. The evaluation of this investment does not affect the retail mutual fund data published by Morningstar. This investment's metrics are compared against the retail mutual fund universe breakpoints to determine its hypothetical rating and category related statistics.